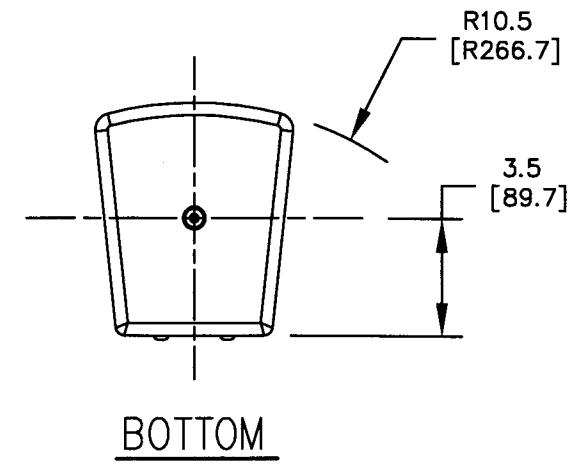
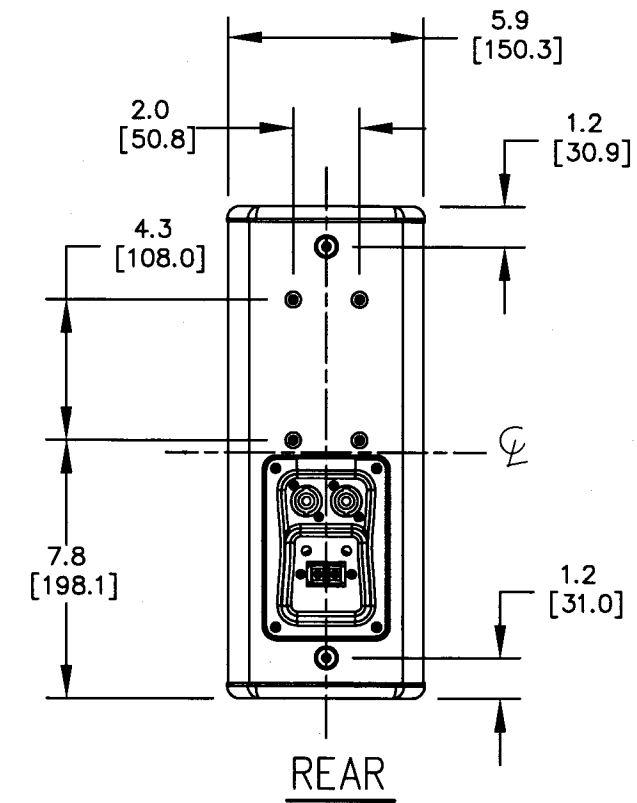
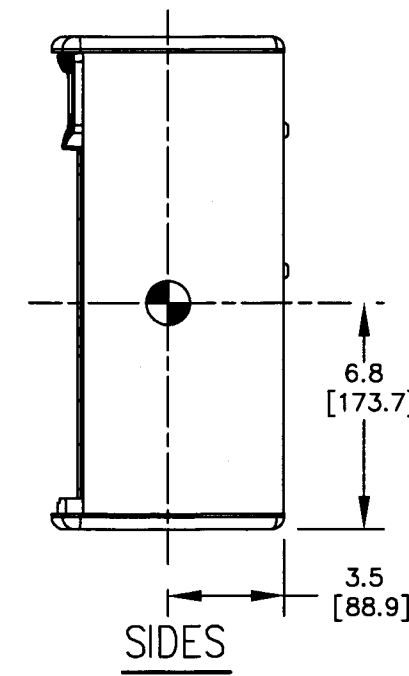
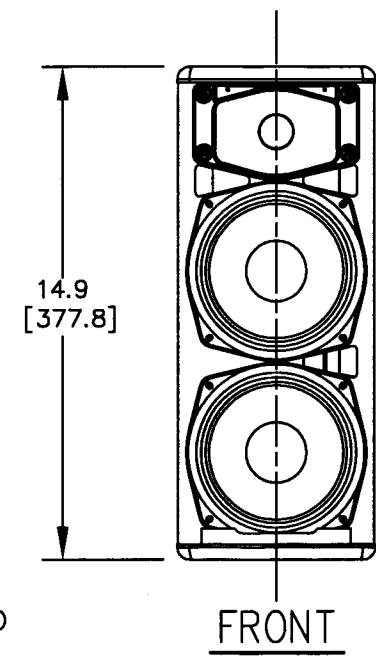
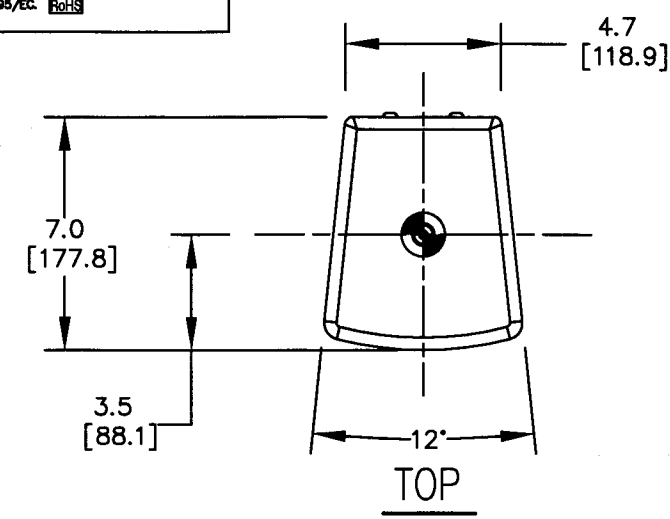


THESE DRAWINGS AND SPECIFICATIONS ARE THE PROPERTY OF JBL INCORPORATED. THEY ARE ISSUED IN STRICT CONFIDENCE AND SHALL NOT BE REPRODUCED OR USED AS THE BASIS FOR MANUFACTURE OR APPARATUS WITHOUT WRITTEN PERMISSION.

ALL MATERIAL SPECIFIED ON THIS DRAWING SHALL COMPLY WITH EUROPEAN DIRECTIVE 2002/95/EC. **RoHS**

REVISIONS						
CHG	LTR	DESCRIPTION	DEPT	D.C	DATE	APPR
35674	A	RELEASE TO MARKETING	TH			<i>[Signature]</i>

2/14/08



1. COMPONENTS: LF - 2X 225H 5.25" WOOFER, HF - 1X 201J 1" DOME TWEETER, CONSTANT COVERAGE 100° X 100° WAVEGUIDE.
2. INPUT CONNECTORS: 2 NEUTRIK NL4 CONNECTORS AND 1 BARRIER STRIP TERMINAL BLOCK, ALL 3 CONNECTED IN PARALLEL.
3. OPERATING MODE: FULLY PASSIVE CROSSOVER.
4. GRILLE: 18 GA. PERFORATED CRS, POWDER COATED BLACK WITH BLACK FOAM BACKING AND ROTATABLE LOGO (NOT SHOWN).
5. MATERIALS: 12MM (.47") HARDWOOD PLYWOOD.
6. FINISH: BLACK DURAFLEX (WHITE AVAILABLE)
7. WEIGHT: 7.5 Kg (16.5 LBS).
8. INDICATES CENTER OF GRAVITY (CG)
9. SUSPENSION POINTS "•" 8 TOTAL:
 - 1 EA M8 THREAD PATTERN - TOP PANEL
 - 1 EA M8 THREAD PATTERN - BTM PANEL
 - 2 EA M8 THREAD PATTERN - REAR PANEL
 - 4 EA M6 THREAD PATTERN - REAR PANEL

NOTES: (UNLESS OTHERWISE SPECIFIED)

TOLERANCES (UNLESS OTHERWISE SPECIFIED)	
X.XX	± .063 INCH
X.X	± .125 INCH
ANGULAR TOLERANCE OF 0°±30'	
FRACTIONAL DIMENSIONS ± 1/32	
• DIMENSIONS ARE INCHES	
• ALL DIMENSIONS ARE FINISHED DIMENSIONS	
• DO NOT SCALE DRAWING	

JBL PROFESSIONAL A Harman International Company Northridge, California 91329 U.S.A.		
TITLE CUSTOMER DRAWING: AC25		
SIZE A	DRAWING NO. 365216	REV A
SCALE NTS	SHEET 1 OF 1	